

Just Can't Get Enough

Depeche Mode

Intro

G G C C

Riff A

G G C C
G G C C

G
When I'm with you baby, I go out of my head
C
And I just can't get enough, I just can't get enough
G
All the things you do to me and everything you said
C
And I just can't get enough, I just can't get enough
D Em
We slip and slide as we fall in love
C D
And I just can't seem to get enough

Riff A

G G C C
G G C C

G
We walk together, we're walking down the street
C
And I just can't get enough, I just can't get enough
G
Every time I think of you I know we have to meet
C
And I just can't get enough, I just can't get enough
D Em
It's getting hotter, it's our burning love
C D
And I just can't seem to get enough

Riff A + Riff C

G G C C
G G C C

Riff B

A D A D7

G G
I just can't get enough I just can't get enough
C C
I just can't get enough I just can't get enough

G G
I just can't get enough I just can't get enough
C C
I just can't get enough I just can't get enough

G G
I just can't get enough I just can't get enough
C C
I just can't get enough I just can't get enough

Riff A

G G
I just can't get enough I just can't get enough
C C
I just can't get enough I just can't get enough

G
And when it rains, you're shining down for me
C
And I just can't get enough, I just can't get enough

G
Just like a rainbow you know you set me free
C
And I just can't get enough, I just can't get enough
D Em
You're like an angel and you give me your love
C D
And I just can't seem to get enough

Riff A

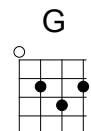
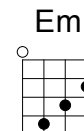
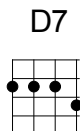
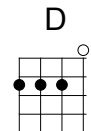
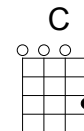
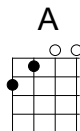
G G C C
G G C C

Riff B

A D A D7

Repeat ad lib

G G
I just can't get enough I just can't get enough
C C
I just can't get enough I just can't get enough



Just Can't Get Enough

Intro

C G

The Intro section consists of four measures. The guitar part features a repeating pattern of triplets on the 3rd and 4th strings, with fret numbers 3, 3, 3, 3, 3, 3, and a 0-2 interval. The piano part is in 4/4 time, with a melody of eighth notes: G4, A4, B4, C5, G4, A4, B4, C5, G4, A4, B4, C5, G4, A4, B4, C5.

Part A

5 C G

Part A consists of four measures. The guitar part continues the triplet pattern from the Intro, with fret numbers 3, 3, 3, 3, 3, 3, 0-2, 3, 3, 3, 3, 3, 3, 0-2, 3, 3, 3, 3, 3, 3, 0-2, 3, 3, 3, 3-3-2-0-2. The piano part continues the melody from the Intro, with a repeat sign at the beginning and end.

Part B

9 A D A D

Part B consists of four measures. The guitar part features a new pattern with fret numbers 0-4-5-5-4, 5-0, 2-2-2-3-3-2, 2, 0-4-5-5-4, 5-0, 2-2-3-3-4-4-5-5, 2-2-4-4-5-5-6-6. The piano part features a new melody with a key signature change to one sharp (F#) and a repeat sign at the end.

Part C - play over part A

13 C G

Part C consists of four measures. The guitar part features a new pattern with fret numbers 7-5, 7-7, 7-5, 7-8-10, 12-10, 12-12, 12-10-15, 12-10. The piano part continues the melody from Part B, with a repeat sign at the end.